



# Briton #1 for door closers

Which door closer is right for your application?



\*10 years Mechanical / 2 years Electrical

## Low to Medium Usage

All door closers are suitable for fire and non-fire doors



### Briton 121CE

Fixed power compact overhead closer

- Fixed power size 3
- Certified and tested to EN1154 and EN1634
- Door or frame mount applications
- Screw thread armset
- Suitable for doors up to 950mm and 60kg



### Briton 1110

Template adjustable overhead closer

- Template adjustable size EN 2-4
- Certified and tested to EN1154 and EN1634
- Door or frame mount applications
- Adjustable soft closing speed & quiet latch action
- Suitable for doors up to 1100mm and 80kg



### Briton 131

Template adjustable power - Compact overhead closer

- Adjustable power size EN 2-4
- Door or frame mount applications (regular & parallel applications only)
- Adjustable soft closing speed and quiet latch action
- Suitable for door up to 1100mm and 80kg



### Briton 2003

Fixed power overhead close

- Fixed power size 3
- Certified and tested to EN1154 and EN1634
- Door or frame mount applications
- Adjustable soft closing speed and quiet latch action
- Self-adhesive fitting template
- Fire door usage - regular & transom applications only
- Suitable for doors up to 950mm and 60kg



## High Usage

All door closers are suitable for fire and non-fire doors



### Briton 1120B

Spring adjustable overhead closer

- Adjustable power size EN 2-4
- Certified and tested to EN1154 and EN1634
- Door or frame mount applications
- Adjustable soft closing speed and quiet latch action
- CE marked with backcheck in all applications
- Suitable for doors up to 1100mm and 80kg



### Briton 2300

Cam action track closer

- Adjustable power size EN 2-4
- Certified and tested to EN1154 and EN1634
- Push and pull mount applications
- Backcheck capability
- Optional hold-open function (Not suitable for fire doors)
- Self-adhesive fitting template
- Suitable for doors up to 1100mm and 80kg



### Briton 2003V

Spring adjustable overhead closer

- Adjustable power size EN 1-4
- Certified and tested to EN1154 and EN1634
- Door or frame mount applications
- Adjustable soft closing speed and quiet latch action
- CE marked with backcheck in all applications
- Self-adhesive fitting template
- Suitable for doors up to 1100mm and 80kg



### Briton 2700

Cam action track closer

- Adjustable power size EN 2-5
- Certified and tested to EN1154 and EN1634
- Door or frame mount applications
- Adjustable soft closing speed and quiet latch action
- CE marked backcheck and delayed action
- Hold-open capability
- Self-adhesive fitting template
- Power adjust dial feature for easy power adjustment
- Suitable for doors up to 1250mm and 100kg



### Briton 1130B

Spring adjustable overhead closer

- Adjustable power size EN 2-6
- Door or frame mount applications
- Adjustable soft closing speed and quiet latch action
- CE marked with backcheck in door mount pull and parallel arm applications
- Suitable for door up to 1400mm to 120kg



### Briton 996

Hold-open & Free-Swing

- Fixed power size 3, 4 & 5
- Certified and tested to EN1154 and EN1634
- For doors linked to a fire alarm system
- Door or frame mount applications
- Adjustable soft closing speed and quiet latch action
- Ideal for environments covered by The Equality Act legislation as doors can be safely held open or allowed to swing free
- Suitable for doors up to 1250mm to 100kg depending on power size



### Briton 2130B

Spring adjustable overhead closer

- Adjustable power size EN 2-6
- Certified and tested to EN1154 and EN1634
- Door or frame mount applications
- Adjustable soft closing speed and quiet latch action
- Backcheck capability
- Self-adhesive fitting template
- Classic Cover
- Suitable for doors up to 1400mm and 120kg



It's important to select the right door closer for your application

For fire door usage refer to Certifire certificates for details.



Certifire approved.



CE Marked to EN 1154 & EN 1155.



Capable of meeting BS8300 approved Document M requirements.



Fire tested to EN 1164 to achieve a rating on timber and metal doors.



Tested to ISO 14025 and EN 15804 environmental product declarations.

## Door size chart - EN 1154

EN Closer Size	Recommended Door Sizes	
	Maximum Door Width	Maximum Door Weight
1	750mm	20kg
2	850mm	40kg
3	950mm	60kg
4	1100mm	80kg
5	1250mm	100kg
6	1400mm	120kg
7	1600mm	160kg

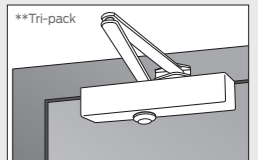
**IMPORTANT:** For fire door applications, power size 3 is a minimum requirement.

## Fixing Applications Guide

Most Briton door closers are supplied Tri-pack with the necessary brackets and fixings to enable them to be fitted in any of the applications below.

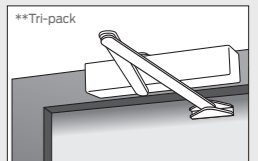
### Figure 1 Regular fixing\*\*

Closers are door mounted on the pull or opening face of the door.



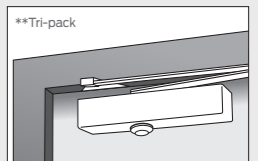
### Figure 61 is transom mount push\*\*

Closers are transom mounted on the push or closing face of the door.



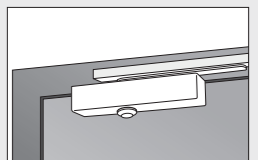
### Figure 66 parallel fixing application\*\*

Closers are transom mounted on the push or closing face of the door.

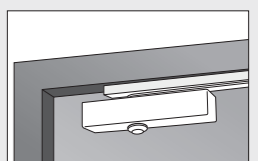


### Slide Track Fixing

Closers with slide arm and track can also be door or transom mounted on the pull or push side of the door.



Tracks can be mounted on the face or underside of the transom when mounted on the push side of the door.



CE all products are CE certified